

# DRC eVisa for Ireland Citizens

The Democratic Republic of the Congo (DRC) is one of Africa's most enigmatic and rewarding destinations. From the smoking craters of Mount Nyiragongo to the serene banks of the Congo River, it offers a raw, authentic travel experience. For Irish citizens, the journey begins with securing the correct documentation, including the [DRC eVisa for Ireland](#), which allows travelers to plan their visit with greater clarity and confidence.



With the introduction of the **Ordinary Flying eVisa**, the DRC has modernized its entry process, allowing Irish travelers to bypass long embassy visits. This guide provides an in-depth look at every aspect of the application, entry requirements, and travel logistics to ensure your Congolese adventure starts without a hitch.

# Do Irish Citizens Need a Visa for the DRC?

Yes, holders of an Irish passport are required to have a valid visa to enter the Democratic Republic of the Congo. There is currently no "visa-on-arrival" facility that doesn't require prior electronic authorization. Irish citizens must apply for the **eVisa** before boarding their flight. This digital document serves as a "Pre-Registration" or "Visa Volant," which authorities check at your point of departure and upon arrival in Kinshasa, Goma, or Lubumbashi.


## What is the Ordinary Flying eVisa?

The **Ordinary Flying eVisa** is the standard authorization for short-term visits. It is designed specifically for those entering the country via international airports.

- **Validity:** The eVisa is generally valid for use within **90 days** from the date of issuance.
- **Entry Type:** It is typically a **single-entry** permit.
- **Stay Duration:** Upon arrival at the airport, the immigration officer will usually stamp your passport for an initial stay of **7 days**. If you plan to stay longer, you must visit the local immigration office (DGM) to extend the duration of your stay based on your itinerary.


## How to Apply for the DRC eVisa from Ireland?

The application process for Irish citizens is streamlined and can be completed from your home in Dublin, Cork, or anywhere with an internet connection.

HomeApply eVisaBlogsContact Us


Home / Apply for eVisa

### e-Visa Application Form


 **40% OFF on Rush & Super Rush eVisa processing fee for multiple applicants. Apply now and experience faster approvals at a reduced cost.**

**General Details**



**Name \***



**Email ID \***




**Phone \***

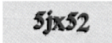

  Your Working Contact/WhatsApp Number

**Date of Arrival \***


DayMonthYear

**Nationality \***

 Select Nationality

**Please enter text from Image \***




**Register**

24/7 Support Available

Connect with our team via **Live Chat**, **WhatsApp**, or **Phone** for immediate assistance with your application.

**Disclaimer:** We are completely independent agency unaffiliated with the government. Our primary objective is to provide efficient and professional assistance in obtaining the necessary travel visas, offering accurate information and guidance. We encourage you to review our [Terms of Use](#) and [Privacy Policy](#) for further details.



1. **Digital Form:** Complete the online application with your full name, passport number, and contact details.
2. **Upload Documents:** Attach high-quality scans of your passport and supporting letters.
3. **Payment:** Use a secure online payment gateway for the processing fees.
4. **Approval:** Once processed, the eVisa is sent via email as a PDF. You **must print** this document, as digital copies on a phone may not be accepted by all airline check-in counters.

## Which Documents are Required for DRC eVisa ?

To avoid delays or rejections, ensure your documents meet these specific criteria:

- **Passport Copy:** A clear, color scan of the bio-data page. Your passport must have at least **six months of validity** remaining from your date of entry.
- **Passport Photo:** A professional digital photo (white background, no glasses).
- **Motivation Letter:** This is a crucial document. It should be directed to the *Direction Générale de Migration* of the DRC. It must detail:
  - The purpose of your visit (Tourism, Business, or Family).
  - Your full travel itinerary (cities you will visit).
  - Specific entry and exit dates.
  - Your signature.

## How long does a DRC eVisa take?

Timing is everything when planning a trip to Central Africa. Depending on your urgency, you can select one of three tiers:

- **Normal Processing:** 11 - 13 Working Days. Best for travelers planning months in advance.
- **Rush Processing:** 8 - 11 Working Days. A middle-ground for those who need their visa within two weeks.
- **Super Rush Processing:** 5 - 8 Working Days. The fastest option for last-minute business trips or urgent travel.

**Note:** "Working days" exclude Congolese and Irish public holidays, as well as weekends.

## Can Ireland Citizens Apply for a Business eVisa?

Yes. If you are traveling for professional reasons—such as mining consultations, NGO work, or corporate meetings—you should apply for the [DRC Business eVisa](#). The requirements are similar to the tourist visa, but you must also include an **Invitation Letter** from a registered Congolese company or organization. This letter should explain the nature of your business and state that the host company takes responsibility for your stay.

## Is Travel Insurance Required for the DRC?

While the DRC government may not always ask for proof of insurance at the border, it is **essential** for Irish travelers. The DRC is a challenging environment; healthcare facilities are limited, and emergency medical evacuation to South Africa or Europe is extremely expensive. Ensure your policy covers:

- Medical emergencies and hospitalization.
- Emergency Airlift/Evacuation.
- Trip cancellation and lost baggage.

## How Do I Track My eVisa Status?

After submission, you will receive a confirmation email with a **Reference Number**. To track your status:

1. Enter your Reference Number and Passport Number.
2. Check if the status is "Pending," "Under Review," or "Approved."

## Can I Extend my eVisa While Staying in DRC?

Yes. The 7-day initial stay granted at the airport can be extended. To do this, you must visit the **Direction Générale de Migration (DGM)** headquarters in Kinshasa. You will need to fill out an extension form, provide a copy of your eVisa, and pay an additional fee. It is wise to start this process at least two days before your initial 7-day permit expires.

## What are the Photo Requirements for DRC eVisa apply?

The DRC immigration authorities are strict about photo quality.

- **Format:** JPEG or PNG.
- **Style:** Front-facing, eyes open, neutral expression.
- **Background:** Solid white only.
- **Head Position:** Ensure your head is centered and occupies about 70% of the frame.

## What to do If I Lose my Documents in DRC?

Losing your documents in the DRC can be stressful.

- **eVisa:** Since the eVisa is digital, keep a backup on a cloud service (Google Drive/Dropbox) and an extra printed copy in a separate bag. You can simply re-print it.
- **Passport:** If you lose your Irish passport, contact the **Honorary Consul of Ireland in Kinshasa** or the **Embassy of Ireland in Dar es Salaam**. You will need to obtain an Emergency Travel Document (ETD).



## Can I apply for a Group of eVisa Applications for my family?

If you are traveling as part of a tour group or with family, you can often process applications together through a service provider. However, each Irish citizen—including minors—must have their own individual eVisa and pay the individual fees. When applying under the [DRC Family Visa](#), group submissions can help ensure that the entire party receives their approvals at the same time, making travel planning smoother and more coordinated.

## What Types Plug used in DRC?



The DRC primarily uses **Plug Types C and E** (the two-pin European style). The standard voltage is **220V**. Since Ireland uses Type G, you will definitely need a universal travel adapter.

## What Are The Emergency Numbers in the DRC for Travellers?

It is wise to keep these numbers saved:

- **Police:** 112
- **Fire:** 118
- **Ambulance:** Local private clinics are often faster; keep your insurance provider's emergency line handy.

## Final Thoughts

Traveling to the Democratic Republic of the Congo is an adventure of a lifetime. By securing your **DRC eVisa** early and ensuring your **Motivation Letter** is professional and detailed, you're halfway to an incredible journey.